




















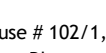















LED SPOT LIGHT CONCEAL INDOOR

24 months warranty against any manufacturing defect.

Picture	Item Code	Power	CCT	Appearance	Cut-out (mm)	Dimensions (mm)
	DLWW10-147-CRW-30	10w	3000 K	Fixed Opal :: Rectangular WH	138*36	L:147 x W:45 x H:50
	DLLS10-148FR-CW/40	10w	4000 K	Fixed Lensed :: Rectangular WH	138*36	L:148 x W:45 x H:50
	DLLS10-148FR-CB/40	10w	4000 K	Fixed Lensed :: Rectangular BK	138*36	L:148 x W:45 x H:50
	DLLS20-280FR-CB/40	20w	4000 K	Fixed Lensed :: Rectangular BK	270*36	L:280 x W:45 x H:50
	DLS7-63-MR-CRW/30	07w	3000 K	Moving Reflector :: Round WH	Ø55	L:63 x W:63 x H:70
	DLS7-63-MR-CRB/30	07w	3000 K	Moving Reflector :: Round BK	Ø55	L:63 x W:63 x H:70
	DLS7-80-MR-CRW/40	07w	4000 K	Moving Reflector :: Round WH	Ø70	L:80 x W:80 x H:80
	DLS7-80-MR-CRW/30	07w	3000 K	Moving Reflector :: Round WH	Ø70	L:80 x W:80 x H:80
	DLS5-63FR-CRW/40	05w	4000 K	Fixed Reflector :: Round WH	Ø58	L:63 x W:63 x H:60
	DLS7-63FR-CRW/40	07w	4000 K	Fixed Reflector :: Round WH	Ø58	L:63 x W:63 x H:60
	DLS7-63FR-CRW/30	07w	3000 K	Fixed Reflector :: Round WH	Ø58	L:63 x W:63 x H:60
	DLS7-63FR-CRB/40	07w	4000 K	Fixed Reflector :: Round BK	Ø58	L:63 x W:63 x H:60
	DLS12-84FR-CRW/40	12w	4000 K	Fixed Reflector :: Round WH	Ø75	L:84 x W:84 x H:78
	DLS12-84FR-CRW/30	12w	3000 K	Fixed Reflector :: Round WH	Ø75	L:84 x W:84 x H:78
	DLS12-84FR-CRB/40	12w	4000 K	Fixed Reflector :: Round BK	Ø75	L:84 x W:84 x H:78
	DLS7-92-BL-CSW/40	07w	4000 K	Moving Lensed :: Square WH	Ø75	L:92 x W:92 x H:50
	DLS7-92-BL-CSW/30	07w	3000 K	Moving Lensed :: Square WH	Ø75	L:92 x W:92 x H:50
	DLSC5-92-CSWB/30	05w	3000 K	Moving Reflector :: Square WH+BK	Ø75	L:92 x W:92 x H:55
	DLS10-90MR-SW/40	10w	4000 K	Moving Reflector :: Square WH	Ø75	L:90 x W:90 x H:85
	DLS7-85-GR-CRW/60	07w	6000 K	Moving Lensed :: Round WH	Ø75	L:85 x W:85 x H:65
	DLS7-85-GR-CRW/30	07w	3000 K	Moving Lensed :: Round WH	Ø75	L:85 x W:85 x H:65
	DLS7-85-GR-CRB/40	07w	4000 K	Moving Lensed :: Round BK	Ø75	L:85 x W:85 x H:65
	DLS7-85-GR-CRB/30	07w	3000 K	Moving Lensed :: Round BK	Ø75	L:85 x W:85 x H:65
	DLS7-92-BL-CRW/60	07w	6400 K	Moving Lensed :: Round White	Ø80	L:92 x W:92 x H:35
	DLS7-92-BL-CRW/40	07w	4000 K	Moving Lensed :: Round White	Ø80	L:92 x W:92 x H:35
	DLS7-92-BL-CRW/30	07w	3000 K	Moving Lensed :: Round White	Ø80	L:92 x W:92 x H:35
	DLS12-110-BL-CRW/40	12w	4000 K	Moving Lensed :: Round White	Ø90	L:110x W:110x H:40
	DLS12-110-BL-CRW/30	12w	3000 K	Moving Lensed :: Round White	Ø90	L:110x W:110x H:40
	DLS12-85-BL-CRW/40	12w	4000 K	Moving Lensed :: Round White	Ø80	L:85x W:85x H:35
	DLS12-85-BL-CRW/30	12w	3000 K	Moving Lensed :: Round White	Ø80	L:85x W:85x H:35

LED SPOT LIGHT CONCEAL INDOOR

Picture	Item Code	Power	CCT	Appearance	Cut-out (mm)	Dimensions (mm)
	DLS12-100FL-CRW/40	12w	4000 K	Fixed Lensed ::	Ø75	L:100 x W:100 x H:45
	DLS12-100FL-CRW/30		3000 K	Round White		
	DLS7-65GR-CRW/40	07w	4000 K	Moving Lensed ::		L:65 x W:65 x H:64
				Round WH+WH		
	DLS12-87GR-CRW/40	12w	4000 K	Moving Lensed ::	Ø75	L:87 x W:87 x H:78
				Round WH+BK		
	DLS30-139GR-CRW/40	30w	3000 K	Moving Lensed ::		L:139 x W:139 x H:123
				Round WH+BK		
	DLS10-82ML-RWW/40	10w	4000 K	Moving Lensed ::	Ø75	L:82 x W:82 x H:55
	DLS10-82ML-RWB/40	10w	4000 K	Round WH+WH		
	DLS15-105ML-RWB/40	15w	4000 K	Moving Lensed ::	Ø100	L:105 x W:105 x H:55
				Round WH+BK		
	DLS12-85-MR-CRB/30	12w	3000 K	Moving Reflector ::	Ø75	L:85 x W:85 x H:70
				Round Black		
	DLS12-86FL-RWB/40	12w	4000 K	Fixed Lensed ::	Ø80	L:86x W:86x H:65
	DLS12-86FL-RWB/30	12w	3000 K	Round WH		
	DLS18-95FL-RWB/40	18w	4000 K	Fixed Lensed ::	Ø90	L:95x W:95x H:65
	DLS18-95FL-RWB/30	18w	3000 K	Round WH		
	DLS14-173-MR-CB/40	14w	4000 K	Moving Lensed ::	Ø150*75	L:173 x W:92 x H:50
	DLS14-173-MR-CW/40	14w	4000 K	Rectangular WH		L:173 x W:92 x H:50
	DLS24-212-MR-CW/40	2x12w	4000 K	Moving Reflector ::	200*100	L:212 x W:112 x H:110
	DLS24-212-MR-CW/30		3000 K	Rectangular WH		
	DLS36-282-MR-CW/40	3x12w	4000 K	Moving Reflector ::	265*100	L:282 x W:112 x H:110
				Rectangular WH		
	DLS30-230-MS-RW/40	3x12w	4000 K	Moving Stretch ::	225*80	L:230 x W:85 x H:116
				Rectangular WH		

Voltage :: 85V-265 Lumen :: 100lm/w

CRI :: ra>80

Lifetime :: 30000hrs